



## Features

### **LCD Touchscreen Display**

Easy to operate and reduces errors

### **Digital Programing**

For variable toast time and temperature settings

### **Menu Shortcuts**

Quickly switch from one menu item to another

### **Slim Design**

It is 30% smaller than the legacy 297 toaster—fits in smaller spaces

### **Auxiliary Heat Option**

Higher quality bun toasting for great tasting sandwiches

### **Patented Parallel Compression**

Increased toasting span, no crushed buns, improved quality and even toasting end to end

### **Multiple Belt Options**

Match belt to bread type for highest toasting quality

### **Extended Dual Lane Toasting**

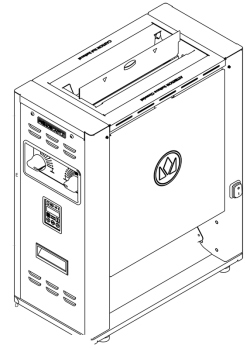
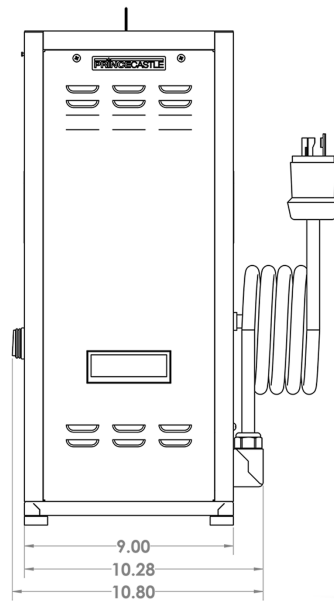
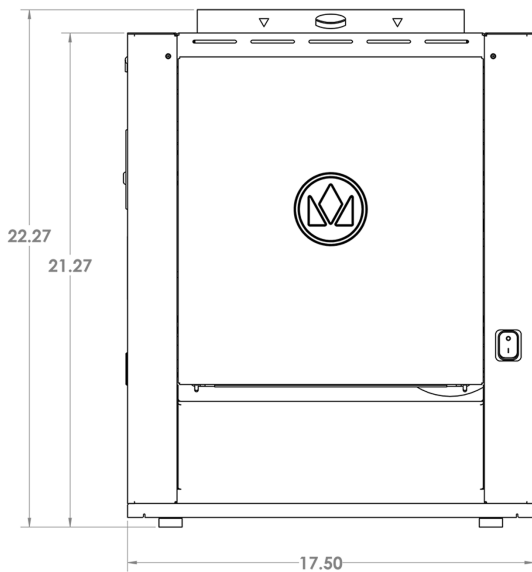
Double the output to meet peak operational demand

### **Programmable Dayparts**

Personalize to bread type and align to your daypart menu changes

### **Warranty**

1-Year parts and labor to minimize downtime



## Technical Specifications

|                               |                                                 |                              |                                                                                                               |
|-------------------------------|-------------------------------------------------|------------------------------|---------------------------------------------------------------------------------------------------------------|
| <b>Product Category</b>       | Vertical Contact Toaster                        | <b>Unit Weight</b>           | 70lbs                                                                                                         |
| <b>Product Dimensions</b>     | 17.5"W x 21.3"H x 10.8"D                        | <b>Shipping Weight</b>       | 75lbs                                                                                                         |
| <b>Power Requirements</b>     | 208-240 VAC, 50/60 Hz, 11.7-13.5A, Single Phase | <b>Installation Type</b>     | Countertop                                                                                                    |
| <b>Toasting Type</b>          | Contact                                         | <b>Warranty</b>              | 1-Year: Parts & Labor                                                                                         |
| <b>Operating Temperatures</b> | 400° - 550°F                                    | <b>Exterior Construction</b> | Stainless steel construction with anti-slip rubber base                                                       |
| <b>Bread Diameter</b>         | 5.5"                                            | <b>Belt Options</b>          | Wire, Silicone, Metal                                                                                         |
| <b>Compression Settings</b>   | Crown: 0.4 - 1.25"    Heel: 0.3 - 1"            | <b>Accessories</b>           | Butter Wheel (Wire/Silicone Only)<br>Replacement Release Sheet Kit                                            |
| <b>Capacity</b>               | Bun Output:<br>6,000 buns/hr                    | <b>Agency Listing</b>        | ETL/Intertek<br>Conforms to ANSI/NF 7<br>Conforms to ANSI/UL STD 471<br>Certified to CAN/CSA STD C22.2 No.120 |
| <b>Toasting Time</b>          | 6-40 Seconds                                    |                              |                                                                                                               |

| Model Number | Description                                                                      |
|--------------|----------------------------------------------------------------------------------|
| CTDE-WS      | Silicone Belt CTDE, 208-240 VAC, 50/60 Hz, 11.7-13.5A, Single Phase, NEMA L6-20P |
| CTDE-WSCE    | Silicone Belt CTDE, 208-240 VAC, 50/60 Hz, 11.7-13.5A, Single Phase, CEE 7-7     |
| CTDE-MCE     | Metal Belt CTDE, 208-240 VAC, 50/60 Hz, 11.7-13.5A, Single Phase, CEE 7-7        |
| XXXX-XX-AX   | *Auxiliary Heater, 208-240 VAC, 50/60Hz, 0.69-0.80a                              |
| 511-141      | CTDE Butter Wheel                                                                |
| 302-030      | CTDE Teflon Release Sheet Kit                                                    |

*\*to add an Auxiliary Heater, insert (AX) on end of model number [i.e. CTDE-W-AX]*

To learn more about **CTDE Toasters** visit [princecastle.com](http://princecastle.com)  
To contact us directly, go to [princecastle.com/contact/](http://princecastle.com/contact/)